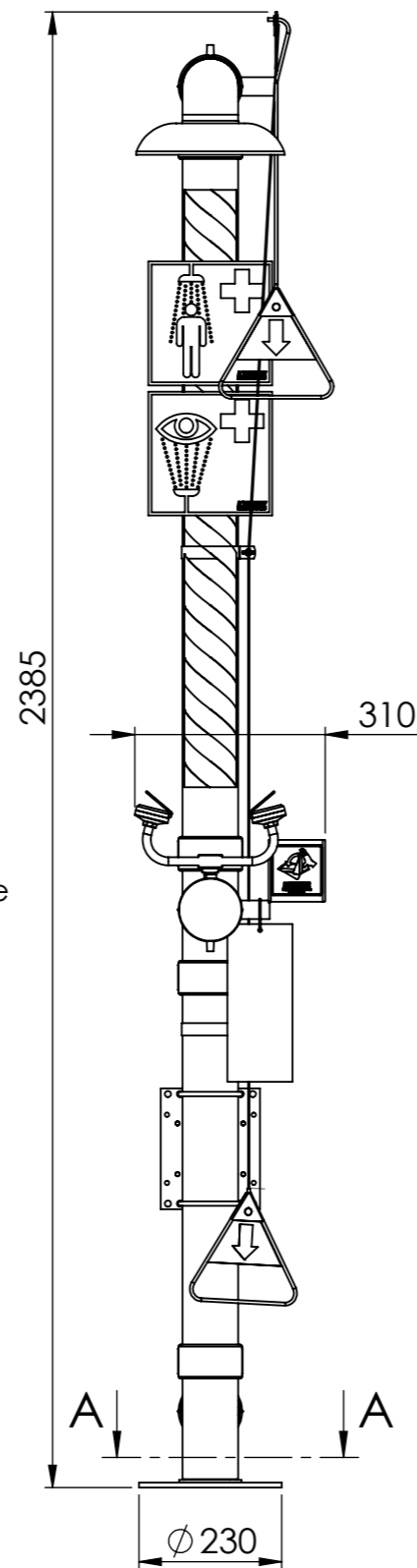
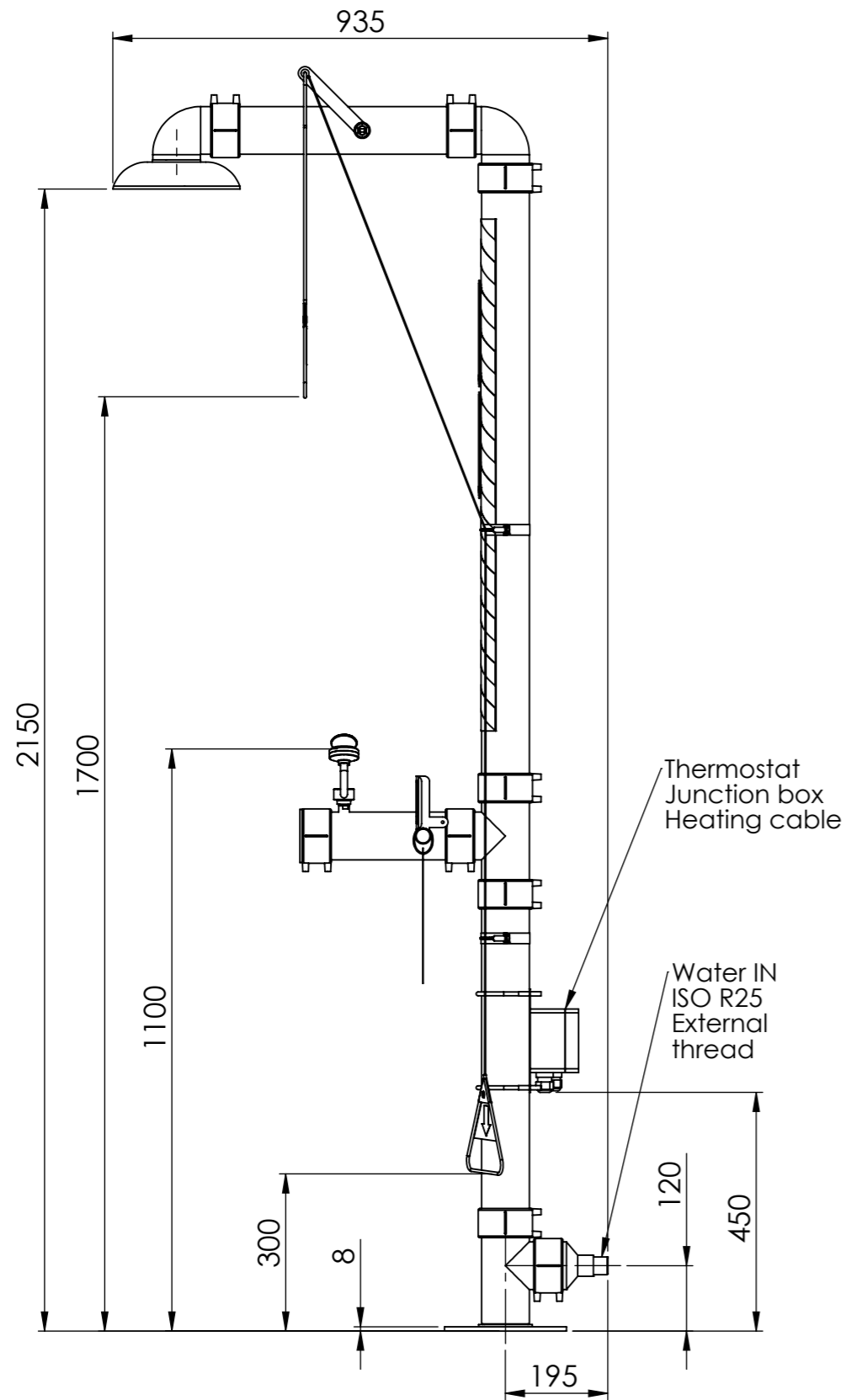
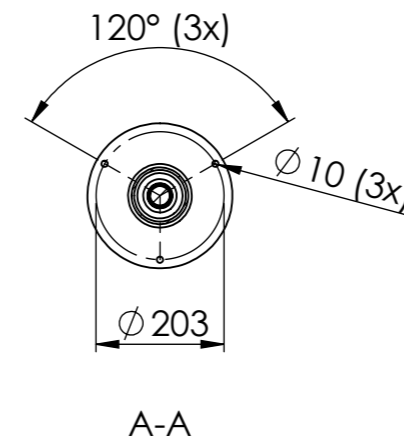


This document must not be copied without our written permission, and the contents thereof must not be imparted to a third party nor be used for any unauthorized purpose. Contravention will be prosecuted.

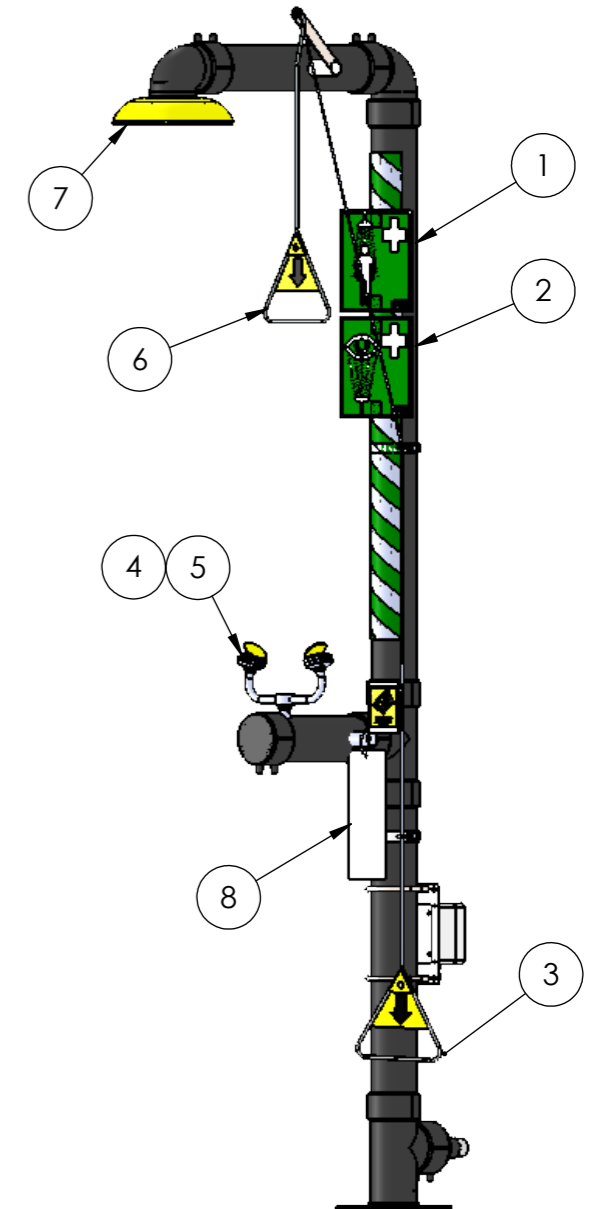
3	Draeing updated	2019-05-22	MM
2	Drawing update	2017-11-24	MM
1	Drawing update	2017-10-02	MM
Rev.	Description	Date	Sign.



Revision Notice:  
This drawing is not the latest version for the product.  
Minor component modifications are forthcoming,  
but user impact will be negligible.  
Updated drawings expected in November 2023.



General information:  
Power consumption 230 VAC, 50Hz, 6A



8	1	KND549	Control card
7	1	KND530	Shower head, stainless steel
6	1	KND532	Pull rod, stainless steel
5	2	KND508	Filter to spray head, 14 litres/minute
4	2	KND507	Spray head, 14 litres/minute
3	1	KND540-100	Pull rod for disabled person
2	1	KND545	Emergency sign, eye wash
1	1	KND547	Emergency sign, shower
Pos	Quantity	Order number	Description
Owner		Prepared by	Approved by
MM		DK	
Date		2017-10-02	Scale
1:12			
Title		Emergency shower 3819	
Insulated and heated combination shower		Drawing No.	
Installation drawing		R3819	
Rev.		3	Sheet
1 (1)			